

SONAL R. KANODIA
CHARTERED ACCOUNTANTS

INDEPENDENT AUDITORS' REPORT
TO THE MEMBERS OF M/S BIRLA GOLD AND PRECIOUS METALS LIMITED

Report on the Financial Statements

We have audited the accompanying financial statements of Birla Gold and Precious Metals Limited ("the company"), which comprise the Balance Sheet as at 31 March 2019, the Statement of Profit and Loss, the Cash Flow Statement for the year then ended, and a summary of significant accounting policies and other explanatory information.


Management's Responsibility for the Financial Statements

The Company's Board of Directors is responsible for the matters in section 134(5) of the Companies Act, 2013 ("the Act") with respect to the preparation of these financial statements that give a true and fair view of the financial position, financial performance and cash flows of the Company in accordance with the accounting principles generally accepted in India, including the Accounting Standards specified under Section 133 of the Act, read with Rule 7 of the Companies (Accounts) Rules, 2014. This responsibility also includes the maintenance of adequate accounting records in accordance with the provision of the Act for safeguarding of the assets of the Company and for preventing and detecting the frauds and other irregularities; selection and application of appropriate accounting policies; making judgments and estimates that are reasonable and prudent; and design, implementation and maintenance of internal financial control, that were operating effectively for ensuring the accuracy and completeness of the accounting records, relevant to the preparation and presentation of the financial statements that give a true and fair view and are free from material misstatement, whether due to fraud or error.

Auditor's Responsibility

Our responsibility is to express an opinion on these financial statements based on our audit. We have taken into account the provisions of the Act, the accounting and auditing standards and matters which are required to be included in the audit report under the provisions of the Act and the Rules made thereunder.

We conducted our audit in accordance with the Standards on Auditing specified under section 143(10) of the Act. Those Standards require that we comply with ethical requirements and plan and perform the audit to obtain reasonable assurance about whether the financial statements are free from material misstatement. An audit involves performing procedures to obtain audit evidence about the amounts and disclosures in the financial statements. The procedures selected depend on the auditor's judgment, including the assessment of the risks of material misstatement of the financial statements, whether due to fraud or error. In making those risk assessments, the auditor considers internal financial control relevant to the Company's preparation of the financial statements that give true and fair view in order to design audit procedures that are appropriate in the circumstances. An audit also includes evaluating the appropriateness of accounting policies used and the reasonableness of the accounting estimates made by Company's Directors, as well as evaluating the overall presentation of the financial statements. We believe that the audit evidence we have obtained is sufficient and appropriate to provide a basis for our audit opinion on the financial statements.



SONAL R. KANODIA
CHARTERED ACCOUNTANTS

Opinion

In our opinion and to the best of our information and according to the explanations given to us, the aforesaid financial statements, give the information required by the Act in the manner so required and give a true and fair view in conformity with the accounting principles generally.

Accepted in India of the statement of affairs of the company as at 31st March 2019, and its profit and its cash flow for the year ended on that date.

Emphasis of Matters


The reports should be read together with the Notes to the financial statements and attention to following matters be given:

Report on other Legal and Regulatory Requirements

1. As required by the Companies (Auditor's Report) Order, 2016 ('the Order') issued by the Central Government of India in terms of sub section (11) of section 143 of the Act, we give in the Annexure A statement on the matters specified in the paragraph 3 and 4 of the Order, to the extent applicable.
2. As required by section 143(3) of the Act, we report that:
 - a) We have sought and obtained all the information and explanations which to the best of our knowledge and belief were necessary for the purposes of our audit.
 - b) In our opinion proper books of account as required by law have been kept by the Company so far as appears from our examination of those books.
 - c) The Balance Sheet, the Statement of Profit and Loss, and Cash Flow Statement dealt with by this Report are in agreement with the books of account.
 - d) In our opinion, the Balance Sheet, Statement of Profit and Loss and Cash Flow Statement comply with the Accounting Standards referred to in section 133 of the Companies Act, 2013, read with rule 7 of the Companies (Accounts) Rules, 2014.
 - e) On the basis of written representations received from the directors as on 31 March, 2019, taken on record by the Board of Directors, none of the directors is disqualified as on 31 March, 2019, from being appointed as a director in terms of Section 164(2) of the Act.
 - f) With respect to the other matters included in the Auditor's Report and to our best of our information and according to the explanations given to us:
 - i. The Company has disclosed the impact of pending litigations on its financial position in its financial statements;
 - ii. The Company does not have any long-term contracts including derivatives contracts for which any provision is required;
 - iii. The Company is not required to transfer amount to the Investor Education and Protection Fund.

For, CA Sonal R Kanodia
Chartered Accountant
Membership No. 146288

Place: Mumbai
Dated: 23/05/2019



SONAL R. KANODIA
CHARTERED ACCOUNTANTS


Annexure A to the Auditors' Report

The Annexure referred to in Independent Auditors' Report to the members of the Company on the standalone financial statements for the year ended 31 March 2019, we report that:

- (i) (a) The Company has maintained proper records showing full particulars, including quantitative details and situation of fixed assets.
(b) The Company has regular conduct of physical verification of its fixed assets at reasonable intervals; no material discrepancies were noticed on such verification.
(c) According to the information and explanations given to us and on the basis of our examination of the records of the Company, the title deeds of immovable properties are held in the name of the Company.
- (ii) As explained to us, physical verification of inventories has been conducted at reasonable intervals by the management; in our opinion the frequency of such verification is reasonable.
- (iii) The Company has granted any loans to one body corporate covered in the register maintained under section 189 of the Companies Act, 2013 ('the Act')


S/no.	Name of Company	Opening Balance	Loan given	Repay	Closing Balance
1.	Birla Jewels Limited	0.00	472.69	145.54	327.16

- (a) In our opinion, the rate of interest and other terms and conditions on which the loans had been granted to the bodies corporate listed in the register maintained under Section 189 of the Act were not, prima facie, prejudicial to the interest of the Company.
- (b) In the case of the loans granted to the bodies corporate listed in the register maintained under Section 189 of the Act have been regular in the payment of the principle and interest as stipulated.
- (c) There are no overdue amounts in respect of the loan granted to body corporate listed in the register maintained under Section 189 of the Act.



SONAL R. KANODIA
CHARTERED ACCOUNTANTS

- (iv) The Company in respect of loans, investments, guarantees and security the provisions of section 185 and 186 of the Companies Act, 2013 have been complied with.
- (v) The Company has not accepted any deposits from the public.
- (vi) The Central Government has not prescribed the maintenance of cost records under section 148(1) of the Act, for any of the services rendered by the Company.
- (vii) (a) According to the information and explanation given to us and records examined by us, the company was not regular in depositing undisputed statutory dues including sales-tax, service tax, value added tax, cess Goods & Service Tax and any other statutory dues to the appropriate authorities. According to the information and explanation given to us, there were following undisputed amounts payable in respect of Income Tax, Excise Duty, cess and any other statutory dues outstanding as on 31st March, 2019 for a period more than six months from the date they became payable:
1. TDS deducted but not paid : 3.49 Lacs
 2. Professional Tax Payable : 2.46 Lacs
- 5.95 Lacs**
- (b) According to the information and explanations given to us, there are no material dues of any in respect of income tax or sales tax or duty of customs or duty of excise or value added tax that have not been deposited with the appropriate authorities on account of dispute.
- (viii) According to the records of the company examined by us, and the information and explanation given to us, the company has not defaulted in repayment of loans or borrowings to a bank as at the balance sheet date;
- (ix) According to the information and explanations given to us and based on our examination of our records of the Company term loans were applied for the purposes for which those were raised.
- (x) According to the information and explanations given to us, no material fraud by the Company or on the Company by its officers or employees has been noticed or reported during the course of our audit.




SONAL R. KANODIA
CHARTERED ACCOUNTANTS

- (xi) According to the information and explanations given to us and based on our examination of our records of the Company, the Company has paid/ provided for managerial remuneration in accordance with the requisite approvals mandated by the provisions of Section 197 read with schedule V to the Act.
- (xii) In our opinion and according to the information and explanations given to us, the Company is not a nidhi company. Accordingly, paragraph 3(xii) of the Order is not applicable.
- (xiii) According to the information and explanations given to us and based on our examination of the records of the Company, transactions with the related parties are in compliance with Sections 177 and 188 of the Act where applicable and details of such transactions have been disclosed in the financial statements as required by the applicable accounting standards.
- (xiv) According to the information and explanations given to us and based on our examination of the records of the Company, the Company has not made any preferential allotment or private placement of shares or fully or partly convertible debentures during the year.
- (xv) According to the information and explanations given to us and based on our examination of the records of the Company, the Company has not entered into non-cash transactions with directors or person connected with him. Accordingly, paragraph 3(xv) of the Order is not applicable.
- (xvi) The Company is not required to be registered under Section 45-IA of the Reserve Bank of India Act, 1934.

For, CA Sonal R Kanodia
Chartered Accountant
Membership No. 146288

Place: Mumbai
Dated: 23/05/2019



SONAL R. KANODIA
CHARTERED ACCOUNTANTS

Annexure B to the Auditors' Report:-

Report on the Internal Financial Controls under Clause (i) of Sub-section 3 of Section 143 of the Companies Act, 2013 ("the Act")

We have audited the internal financial controls over financial reporting of **Birla Gold and Precious Metals Limited** ("the Company") as of March 31, 2019 in conjunction with our audit of the standalone financial statements of the Company for the year ended on that date.


Management's Responsibility for Internal Financial Controls

The Company's management is responsible for establishing and maintaining internal financial controls based on the internal control over financial reporting criteria established by the Company considering the essential components of internal control stated in the Guidance Note on Audit of Internal Financial Controls over Financial Reporting issued by the Institute of Chartered Accountants of India ('ICAI'). These responsibilities include the design, implementation and maintenance of adequate internal financial controls that were operating effectively for ensuring the orderly and efficient conduct of its business, including adherence to company's policies, the safeguarding of its assets, the prevention and detection of frauds and errors, the accuracy and completeness of the accounting records, and the timely preparation of reliable financial information, as required under the Companies Act, 2013.

Auditors' Responsibility

Our responsibility is to express an opinion on the Company's internal financial controls over financial reporting based on our audit. We conducted our audit in accordance with the Guidance Note on Audit of Internal Financial Controls over Financial Reporting (the "Guidance Note") and the Standards on Auditing, issued by ICAI and deemed to be prescribed under section 143(10) of the Companies Act, 2013, to the extent applicable to an audit of internal financial controls, both applicable to an audit of Internal Financial Controls and, both issued by the Institute of Chartered Accountants of India. Those Standards and the Guidance Note require that we comply with ethical requirements and plan and perform the audit to obtain reasonable assurance about whether adequate internal financial controls over financial reporting was established and maintained and if such controls operated effectively in all material respects.

Our audit involves performing procedures to obtain audit evidence about the adequacy of the internal financial controls system over financial reporting and their operating effectiveness. Our audit of internal financial controls over financial reporting included obtaining an understanding of internal financial controls over financial reporting, assessing the risk that a material weakness exists, and testing and evaluating the design and operating effectiveness of internal control based on the assessed risk. The procedures selected depend on the auditors' judgment, including the assessment of the risks of material misstatement of the financial statements, whether due to fraud or error.



SONAL R. KANODIA
CHARTERED ACCOUNTANTS

We believe that the audit evidence we have obtained is sufficient and appropriate to provide a basis for our audit opinion on the Company's internal financial controls system over financial reporting.

Meaning of Internal Financial Controls over Financial Reporting

A companies' internal financial control over financial reporting is a process designed to provide reasonable assurance regarding the reliability of financial reporting and the preparation of financial statements for external purposes in accordance with generally accepted accounting principles. A company's internal financial control over financial reporting includes those policies and procedures that (1) pertain to the maintenance of records that, in reasonable detail, accurately and fairly reflect the transactions and dispositions of the assets of the company; (2) provide reasonable assurance that transactions are recorded as necessary to permit preparation of financial statements in accordance with generally accepted accounting principles, and that receipts and expenditures of the company are being made only in accordance with authorisations of management and directors of the company; and (3) provide reasonable assurance regarding prevention or timely detection of unauthorized acquisition, use, or disposition of the company's assets that could have a material effect on the financial statements.

Inherent Limitations of Internal Financial Controls over Financial Reporting

Because of the inherent limitations of internal financial controls over financial reporting, including the possibility of collusion or improper management override of controls, material misstatements due to error or fraud may occur and not be detected. Also, projections of any evaluation of the internal financial controls over financial reporting to future periods are subject to the risk that the internal financial control over financial reporting may become inadequate because of changes in conditions, or that the degree of compliance with the policies or procedures may deteriorate.

Opinion

In our opinion, the Company has, in all material respects, an adequate internal financial controls system over financial reporting and such internal financial controls over financial reporting were operating effectively as at March 31, 2019 based on the internal control over financial reporting criteria established by the Company considering the essential components of internal control stated in the Guidance Note on Audit of Internal Financial Controls Over Financial Reporting issued by the Institute of Chartered Accountants of India

For, CA Sonal R Kanodia
Chartered Accountant
Membership No. 146288

Place: Mumbai

Dated: 23/05/2019

Birla Gold and Precious Metals Limited

(Formerly Known as Alka Software Private Limited)

Balance Sheet as at 31st March 2019

(All amounts are in INR in lakhs, unless otherwise stated)

Particulars	Notes	As at 31 March 2019	As at 31 March 2018
ASSETS			
Non-Current Assets			
Property, Plant and Equipment	3	52.63	65.89
Capital work-in-progress		-	-
Intangible assets	4	6.85	16.51
Financial Assets			
Others (Security deposits)	5	0.25	0.35
Deferred tax assets (Gross)	6	19.28	19.57
Total		79.01	102.32
Current assets			
Inventories	7	138.00	38.03
Financial assets			
Trade receivables	8	-	0.02
Cash and cash equivalents	9	3.28	4.25
Loans	10	17.46	442.18
Others	11	(0.25)	3.39
Other current assets	12	30.77	14.53
Total		189.26	502.41
TOTAL ASSETS		268.27	604.73
EQUITY & LIABILITIES			
Equity			
Equity Share Capital	13	100.00	100.00
Other Equity	14	(848.34)	(545.76)
Total		(748.34)	(445.76)
LIABILITIES			
Non-current Liabilities			
Employee benefits obligation	15	4.04	5.40
Total		4.04	5.40
Current Liabilities			
Financial liabilities			
Borrowings		-	-
Trade Payable	16	11.81	15.82
Other financial liabilities	17	991.29	1,015.90
Other current liabilities	18	9.47	13.38
Total		1,012.57	1,045.10
Total Equity and Liabilities		268.27	604.73

Summary of significant accounting policies

The accompanying notes form an integral part of the financial statements

For, Birla Gold and Precious Metals Limited

CA. SONAL R KANODIA

Chartered Accountant

Membership No. : 146288

SIDDHARTH KUMAR

Director

DIN: 07172894

NIKITA RATTANSHI

Director

DIN: 06628793

Place: Mumbai

Date: 23.05.2019



Birla Gold and Precious Metals Limited


(Formerly Known as Alka Software Private Limited)

Profit & Loss Statement for the year ended on 31st March, 2019

(All amounts are in INR in lakhs, unless otherwise stated)

Particulars	Note No	31-Mar-19	31-Mar-18
Revenue from operations	19	315.03	461.03
Other Income	20	22.63	23.37
Total Revenue		337.66	484.41
Expenses:			
Purchases	21	377.18	381.48
Changes in Inventories	22	(99.97)	(1.53)
Direct Expenses	23	7.91	10.66
Financial Cost	24	0.32	0.72
Employee Cost	25	176.00	232.15
Depreciation & Amortised Cost	26	32.42	54.31
Other Administrative Expenses	27	154.66	204.59
Total Expenses		648.52	882.38
Profit before tax		(310.86)	(397.97)
Tax expense:			
(1) Current tax	28	-	-
(2) Deferred tax		-	-
(3) Mat Credit Entitlements		-	-
Profit/(Loss) for the period		(310.86)	(397.97)
Other comprehensive income			
(i) Items that will not be reclassified to profit or loss			
(a) Remeasurements of defined benefit liability (asset)		(8.28)	0.10
(b) Income tax (expenses)/gain on remeasurment benefit of defined benefit plans.			
Total comprehensive income for the year		(8.28)	0.10
Profit for the year		(302.58)	(397.87)
Earning per equity share:			
(1) Basic		(31.09)	(39.80)
(2) Diluted		(31.09)	(39.80)

The accompanying notes are an integral part of the financial statements
This is the Profit & Loss A/c referred to in our Report of even date.



CA. SONAL R KANODIA
Chartered Accountant
Membership No. : 146288

For Birla Gold and Precious Metals Limited

SIDDHARTH KUMAR
Director
DIN: 07172894

NIKITA RATTANSHI
Director
DIN: 06628793


Place: Mumbai
Date: 23.05.2019



Birla Gold and Precious Metals Limited
(Formerly Known as Alta Software Private Limited)
Cash Flow Statement for the year ended 31st March, 2019

Sr. No	Particulars	31-Mar-19	31-Mar-18
A.	CASH FLOW FROM OPERATING ACTIVITIES		
	Net Profit Before Tax	(310.86)	(397.97)
	Adjustments For:		
	Depreciation	32.42	54.31
	Remeasurements of defined benefit liability (asset)	8.28	-
	IND AS Adjustments	-	-
	Operating Cash Flow Before Changes In Working Capital	(270.16)	(343.66)
	Adjustments For:		
	(Increase)/Decrease In Inventories	(99.97)	(1.53)
	(Increase)/Decrease In Debtors	0.02	245.67
	(Increase)/Decrease In Loans And Advances	412.12	(433.43)
	Increase/(Decrease) In Current Liabilities And Provisions	(33.59)	546.72
	Net Changes In Working Capital	8.42	13.78
	Miscellaneous Expenditure Incurred	-	-
	Extraordinary Items	-	-
	Cash Generated From/(Used In) Operations	8.42	13.78
B.	CASH FLOW FROM INVESTING ACTIVITIES		
	Purchase Of Fixed Assets	(9.50)	(15.98)
	Sale of Investments	-	-
	Purchase of Investments	-	-
	Deposit Recovered	0.10	-
	Cash Generated /(Used In) From Investing Activities	(9.40)	(15.98)
C.	CASH FLOW FROM FINANCING ACTIVITIES		
	Interest Paid	-	-
	Proceeds From Issue Of Equity Share Capital	-	-
	Proceeds From Borrowings	-	-
	Repayment Of Borrowings	-	-
	Cash Generated /(Used In) From Financing Activities	-	-
	Net Increase/(Decrease) In Cash And Cash Equivalents (A+B+C)	(0.98)	(2.21)
	Cash And Cash Equivalents At The Beginning Of The Year	4.25	6.45
	Cash And Cash Equivalents At The End Of The Year	3.28	4.25
Note:			
1	Cash and cash equivalents at the year end comprise:		
	Cash On Hand	1.07	0.88
	Balance With Scheduled Banks In		
	- Current Accounts	2.21	3.38
	- Deposit Accounts	-	-
		3.28	4.25
		(0.00)	(0.00)

As per our report of even date attached




CA. SONAL R KANODIA
Chartered Accountant
Membership No. : 146288

Place: Mumbai
Date: 23.05.2019

For Birla Gold and Precious Metals Limited


SIDDHARTH KUMAR
Director
DIN: 07172894


NIKITA RATTANSHI
Director
DIN: 06628793



BIRLA GOLD AND PRECIOUS METALS LTD.
(Formerly Known as Alta Software Private Limited)
Standalone statement of changes in equity for the year ended 31 March 2019
(All amounts are in INR in lakhs, unless otherwise stated)

A Equity Share Capital

Particulars	Number	Amount
Balance at the beginning of the year - As at 01 April 2017	10,00,000	100.00
Changes in equity share capital during the F.Y. 2017-18	-	-
Balance at the end of the year 31 March 2018	10,00,000	100.00
Changes in equity share capital during the F.Y. 2018-19	-	-
Balance at the end of the year 31 March 2019	10,00,000	100.00

B Other Equity

Particulars	Reserves & Surplus	Total other equity
	Retained Earnings	
Balance at the beginning of the reporting period - 01 April 2017	(147.70)	(147.70)
Ind AS Adjustments as on 31st March 2018	(397.87)	(397.87)
Balance at the end of the reporting period - March 31, 2018	(545.57)	(545.57)
Ind AS Adjustments		
Profit for the financial year 2018-19	(302.58)	(302.58)
Balance at the end of the reporting period 31 March 2019	(848.15)	(848.15)

Corporate information and significant accounting policies 1&2
The accompanying notes form an integral part of the financial

As per our report of even date


CA. SONAL R KANODIA
Chartered Accountant
Membership No. : 146288

For and on behalf of the Board of Directors


SIDDHANTH KUMAR
Director
DIN: 07172894


NIKITA RATTANSHI
Director
DIN: 06628793

Place: Mumbai
Date: 23-05-2019



Birla Gold and Precious Metals Limited

(Formerly Known as Alka Software Private Limited)

Notes to the standalone financial statements for the year ended March 31, 2019

(All amounts are in INR in lakhs, unless otherwise stated)

Note 3: Property, Plant & Equipment

Particulars	Computer & Peripherals	Office Equipment	Furniture & Fixtures	Trademark	Total
Gross block					
Deemed cost as at 1 April 2017	11.42	4.71	70.51	0.30	86.94
Addition	4.99	3.32	9.81		18.12
Less: Adjustments/ disposals	-	-	-	0.30	0.30
Balance as at 31 March 2018	16.42	8.03	80.32	-	104.76
Addition	1.00	4.46	2.59		8.05
Less: Adjustments/ disposals	-	-	-	-	-
Balance as at 31 March 2019	17.41	12.49	82.91	-	112.81
Accumulated Depreciation					
Balance as at 1 April 2017	7.41	2.33	3.63		13.37
Depreciation charge	4.73	2.57	18.21		25.51
Less: Adjustments/ disposals	-	-	-		-
Balance as at 31 March 2018	12.14	4.90	21.84		38.87
Depreciation charge	3.16	2.47	15.66		21.30
Adjustments/ disposals	-	-	-		-
Balance as at 31 March 2019	15.30	7.37	37.50		60.17
Net block					
Balance as at 1 April 2017	4.02	2.38	66.88		73.57
Balance as at 31 March 2018	4.28	3.13	58.48		65.89
Balance as at 31 March 2019	2.11	5.12	45.41		52.63

Note 4: Intangible assets

Particulars	Computers Softwares	Trademark	Total
Gross block			
Deemed cost as at 1 April 2017	3.66	0.30	3.66
Addition	44.79	-	44.79
Adjustments/ disposals	-	-	-
Balance as at 31 March 2018	48.45	0.30	48.45
Addition	1.45		1.45
Adjustments/ disposals	-		-
Balance as at 31 March 2019	49.90	0.30	49.90
Accumulated Depreciation			
Balance as at 1 April 2017	3.44	0.30	3.74
Depreciation charge	28.50	-	28.50
Adjustments/ disposals	-	-	-
Balance as at 31 March 2018	31.94	0.30	32.24
Depreciation charge	10.82	-	10.82
Adjustments/ disposals	-		-
Balance as at 31 March 2019	42.76	0.30	43.06
Net block			
Balance as at 1 April 2017	0.22	-	0.22
Balance as at 31 March 2018	16.52	-	16.52
Balance as at 31 March 2019	7.15	-	6.84

Birla Gold and Precious Metals Limited
(Formerly Known as Alka Software Private Limited)
(All amounts are in INR in lakhs, unless otherwise stated)

Notes an integral part of the financial statements

Note: 5 Non Current Other Financial Assets

Particulars	31-Mar-19	31-Mar-18
MVAT Deposit	0.25	0.25
Other security deposit	-	0.10
Total	0.25	0.35

Note: 6 Deferred Tax Assets

Particulars	31-Mar-19	31-Mar-18
Deferred tax assets	19.28	19.57
Total	19.28	19.57

Note: 7 Inventories

Particulars	31-Mar-19	31-Mar-18
Closing Inventories	138.00	38.03
Total	138.00	38.03

Note: 8 Trade Receivables

Particulars	31-Mar-19	31-Mar-18
Debtors Less than 6 months	-	0.02
Total	-	0.02

Note: 9 Cash & Cash Equivalent

Particulars	31-Mar-19	31-Mar-18
<u>Cash-in-Hand</u>		
Cash Balance	1.07	0.88
Sub Total (A)	1.07	0.88
<u>Bank Balance</u>		
Current accounts	2.21	3.38
Sub Total (B)	2.21	3.38
Total	3.28	4.25

Note: 10 Current Loan & Advances

Particulars	31-Mar-19	31-Mar-18
Security deposit (Unsecured and considered good)		
Rent Deposit	17.46	18.66
Loans & Advances to corporates-Related party	-	423.52
Total	17.46	442.18

Note: 11 Other Current Financial Assets

Particulars	31-Mar-19	31-Mar-18
Staff Advances	(0.25)	3.39
Total	(0.25)	3.39

Note: 12 Other Current Assets

Particulars	31-Mar-19	31-Mar-18
Advances to suppliers	-	1.48
Service tax Input	3.08	2.66
VAT Refund Entitlement	1.44	1.39
SGST Input	11.91	3.65
CGST Inpute	11.91	3.65
IGST Inpute	2.33	0.99
TDS Receivable A.Y. 2018-19	0.10	0.10
Prepaid Expenses	-	0.62
Total	30.77	14.53

Note: 13 Share Capital

Particulars	31-Mar-19	31-Mar-18
AUTHORIZED CAPITAL		
10,00,000 Equity Share of RS 10 each (P.Y. 10,00,000 Equity Shares of Rs. 10/- each).	100.00	100.00
	100.00	100.00
ISSUED , SUBSCRIBED & PAID UP CAPITAL		
To the Subscribers of the Memorandum		
10,00,000 Equity Share of RS 10 each (P.Y. 10,000,00 Equity Shares of Rs. 10/- each).	100.00	100.00
Total	100.00	100.00

a) A reconciliation of the number of shares outstanding at the beginning and at the end of the accounting year, is set out below:

Particulars	31-Mar-19	31-Mar-18
	No. of shares	No. of shares
Equity Shares		
Equity shares at the beginning of the year	1,000,000	1,000,000
Add: shares issued during the year	-	-
Equity shares at the end of the year	1,000,000	1,000,000

- b) There are No (Previous year-No) rights, preference and restriction attaching to each class of
c) There are nil number of shares (Previous year-Nil) respect of each class in the company
d) Shares in the company held by each shareholders holding more than 5% shares, as on 31.03.20

Name of the Shareholder	No. of shares	No. of shares
KSS Limited	999,990	999,990

Note: 14 Reserves & Surplus

Particulars	31-Mar-19	31-Mar-18
Surplus (Profit & Loss Account)	(545.76)	(47.48)
Add: Profit for the period	(302.58)	(398.07)
	(848.34)	(445.55)
Less: Ind AS Adjustments	-	(100.22)
Total	(848.34)	(545.76)

Note: 15 Non-Current financial liabilities

Particulars	31-Mar-19	31-Mar-18
Employee Benefits Obligation	4.04	5.40
Total	4.04	5.40

Note: 16 Trade Payables

Particulars	31-Mar-19	31-Mar-18
Sundry Creditors	11.81	15.82
Total	11.81	15.82

Note: 17 Other Current Financial Liabilities

Particulars	31-Mar-19	31-Mar-18
Advance from related parties	695.52	863.36
Rent Deposit	0.15	-
Short Term Borrowings others	283.48	134.11
Provisions for Expenses	1.59	0.55
Audit Fees Payable	0.30	0.30
Provision for Salary	10.25	17.58
Total	991.29	1,015.90

Note: 18 Other Current Liabilities

Particulars	31-Mar-19	31-Mar-18
TDS Payable	6.53	11.30
Professional Tax Payable	2.94	1.76
Interest on Late fee payables-GST	-	0.32
Total	9.47	13.38

Birla Gold and Precious Metals Limited
(Formerly Known as Alka Software Private Limited)
(All amounts are in INR in lakhs, unless otherwise stated)

Note: 19 Income From Operations

Particulars	31-Mar-19	31-Mar-18
Sales Gold Jewellery	315.03	461.03
Total	315.03	461.03

Note: 20 Other Income From Operations

Particulars	31-Mar-19	31-Mar-18
Making Charges-CGP	20.96	10.42
Other Income	1.67	12.96
Total	22.63	23.37

Note: 21 Purchases

Particulars	31-Mar-19	31-Mar-18
Purchases	377.18	381.48
Total	377.18	381.48

Note: 22 Changes in Inventories

Particulars	31-Mar-19	31-Mar-18
Opening Inventories	38.03	36.51
Less: Closing Inventories	138.00	38.03
Total	(99.97)	(1.53)

Note: 23 Direct Expenses

Particulars	31-Mar-19	31-Mar-18
Direct Expenses	7.91	10.66
Total	7.91	10.66

Note: 24 Financial Cost

Particulars	31-Mar-19	31-Mar-18
Bank Charges	0.32	0.72
Total	0.32	0.72

Note: 25 Employment Benefit Expenses

Particulars	31-Mar-19	31-Mar-18
Salaries	166.70	226.88
Staff welfare	2.23	2.21
Leave Enchashment	0.14	-
Gratuity provisions	6.92	3.05
Total	176.00	232.15

Note: 26 Depreciation & Amortised Cost

Particulars	31-Mar-19	31-Mar-18
Depreciation	32.42	54.31
Preliminary Expenses W/off	-	-
Total	32.42	54.31

Note: 27 Other Administrative Expenses

Particulars	31-Mar-19	31-Mar-18
Audit Fees	0.30	0.30
Software maintance	6.61	8.55
Conveyance Expenses	1.97	1.71
Electricity Expenses	15.85	21.48
Office Expenses	2.38	1.92
Printing & Stationery Expenses	2.85	3.42
Legal & Professional Fees	21.98	36.68
Travelling Expenses	4.03	3.22
Telephone Expenses	5.92	12.48
Hotel & Restaurent Expenses	2.11	3.21
Registration Charges		1.75
Courier & Postage Expenses	0.59	0.87
Office Repair & Maintenance	1.06	2.66
Interest & Penalty	1.81	1.93
Rent Expenses	65.28	68.07
Commission & Brokerage	0.19	1.30
Swachh Bharat Cess	0.00	0.13
Staff Recruitment Expenses	0.18	0.48
Business Promotion Exp	2.31	11.61
Housekeeping Expenses	5.31	16.28
Other Expenses	0.38	6.53
Labour Charges	0.02	-
Registration Charges	0.01	-
Renewel Charges	0.07	-
Annual Maintenance Charges	0.05	-
Photo & Video Shoot	0.13	-
Filling Fee	0.73	-
Bad Debts	0.05	-
House Expanses	4.34	-
Misc Expanses	0.51	-
Office Pantry Expenses	7.26	-
Transportation Expenses	0.28	-
Service Tax	0.10	-
Total	154.66	204.59

Birla Gold and Precious Metals Limited
(Formerly Known as Alka Software Private Limited)
Notes to the standalone financial statements for the year ended March 31, 2019
(All amounts are in INR in lakhs, unless otherwise stated)

28 Income tax

Income tax expense in the statement of profit and loss consists of:

Statement of profit or loss	For the year ended	
	March 31, 2019	March 31, 2018
Current income tax:		
In respect of the current period	-	-
Deferred tax		
In respect of the current period (credit)	-	-
Income tax expense reported in the statement of profit or loss	-	-
Income tax recognised in other comprehensive income		
- Deferred tax arising on income and expense recognised in other comprehensive income	-	-
Total	-	-

The reconciliation between the provision of income tax of the Company and amounts computed by applying the Indian statutory income tax rate to profit before taxes is as follows:

	For the year ended	
	March 31, 2019	March 31, 2018
Loss before tax	(310.86)	(397.97)
Enacted income tax rate in India	25.75%	25.75%
Computed expected tax expense	(80.05)	(102.48)
Effect of:		
Loss on which deferred tax asset not recognized	80.05	102.48
Expenses disallowed for tax purpose		
Others		
Total income tax expense (credit)	-	-

Deferred tax

Deferred tax relates to the following:

	Balance sheet			Statement of profit and loss	
	As at			For the year ended	
	March 31, 2019	March 31, 2018	April 1, 2017	March 31, 2019	March 31, 2018
Property, plant and equipment	19.28	19.57	19.57	0.3	(0.00)
Net deferred tax (charge)				0.3	(0.00)
Net deferred tax assets/ (liabilities)	19.28	19.57	19.57		

Birla Gold and Precious Metals Limited
(Formerly Known as Alka Software Private Limited)
Notes to the standalone financial statements for the year ended March 31, 2019
(All amounts are in INR in lakhs, unless otherwise stated)

29 Financial instruments

The carrying value and fair value of financial instruments by categories are as below:

Financial assets	Carrying value		
	March 31, 2019	March 31, 2018	April 1, 2017
Fair value through profit and loss			
Investment in equity shares (*)	-	-	-
Amortised cost			
Loans and advances (^)	-	-	-
Security deposit (^)	0.25	0.35	0.35
Trade receivable (^)	-	0.02	245.69
Cash and cash equivalents (^)	3.28	4.25	6.45
Advances given to related parties (^)	17.46	442.18	23.82
Others advances (^)	30.77	14.53	2.85
Total assets	51.76	461.34	279.16
Financial liabilities			
Amortised cost			
Borrowings (^)	-	-	-
Trade and other payables (^)	11.81	15.82	75.43
Other financial liabilities (^)	991.29	1,015.90	416.14
Other Current Liabilities (^)	9.47	13.38	9.96
Total liabilities	1,003.10	1,031.72	491.57

Fair value hierarchy

Level 1 - Quoted prices (unadjusted) in active markets for identical assets or liabilities.

Level 2 - Inputs other than quoted prices included within Level 1 that are observable for the asset or liability, either directly (i.e. as prices) or indirectly (i.e. derived from prices).

Level 3 - Inputs for the assets or liabilities that are not based on observable market data (unobservable inputs).

(*) The fair value of these investment in equity shares are calculated based on discounted cash flow approach

(^) The carrying value of these accounts are considered to be the same as their fair value, due to their short term nature. Accordingly, these are classified as level 3 of fair value hierarchy.

Birla Gold and Precious Metals Limited
(Formerly Known as Alka Software Private Limited)
Notes to the standalone financial statements for the year ended March 31, 2019
 (All amounts are in INR in lakhs, unless otherwise stated)

30 Financial risk management

The Company has exposure to following risks arising from financial instruments-

- Credit risk
- Market risk
- Liquidity risk

(a) Risk management framework

The Company's board of directors has overall responsibility for the establishment and oversight of the Company's risk management framework. The Company's risk management policies are established to identify and analyse the risks faced by the Company, to set appropriate risk limits and controls and to monitor risks and adherence to limits. Risk management policies and systems are reviewed regularly to reflect changes in market conditions and the Company's activities.

(b) Credit risk

Credit risk is the risk that counter party will not meet its obligations under a financial instruments or customer contract leading to a financial loss. The Company is exposed to credit risk from its operating activities (primarily trade receivables) from its financing activities including deposits with banks and investment in quoted and un-quoted equity instruments.

i) Trade and other receivables:

Credit risk is managed by each business unit subject to the Company's established policy, procedures and control relating to customer credit risk management. Outstanding customer receivables are regularly monitored.

The impairment analysis is performed at each reporting date on an individual basis for major customers. In addition, a large number of minor receivables are grouped into homogeneous groups and assessed for impairment collectively. The maximum exposure to credit risk at the reporting date is the carrying value of each class of financial assets. The Company does not hold collateral as security.

Expected credit loss (ECL) assessment for corporate customers as at 1 April 2017, 31 March 2018 and 31 March 2019

The Company allocates each exposure to a credit risk grade based on a variety of data that is determined to be predictive of the risk of loss (including but not limited to past payment history, security by way of deposits, external ratings, audited financial statements, management accounts and cash flow projections and available press information about customers) and applying experienced credit judgement.

ii) Other financial assets and deposits with banks:

Credit risk on cash and cash equivalent is limited as (including bank balances, fixed deposits and margin money with banks) the Company generally transacts with banks with high credit ratings assigned by international and domestic credit rating agencies.

(c) Market Risk

Equity price risk

The Company is exposed to equity price risk from investments in equity securities measured at fair value through profit and loss. The Management monitors the proportion of equity securities in its investment portfolio based on market indices and based on company performance for un-quoted equity instruments. Material investments within the portfolio are managed on an individual basis and all buy and sell decisions are approved by the Board of Directors. Further, major investments in un-quoted equity instruments are strategic in nature and hence invested for long-term purpose.

Interest rate risk

Interest rate risk is the risk that the future cash flows of a financial instrument will fluctuate because of changes in market interest rates. The Company's exposure to the risk of changes in market interest rates relates primarily to its short term borrowings in nature of working capital loans, which carry floating interest rates. Accordingly, the Company's risk of changes in interest rates relates primarily to the Company's debt obligations with floating interest rates.

(d) Liquidity Risk

Liquidity is the risk that the Company will encounter difficulty in meeting the obligations associated with its financial liabilities that are settled by delivering cash or another financial asset. The Company's approach to managing the liquidity is to ensure, as far as possible, that it will have sufficient liquidity to meet its liabilities when they are due, under both normal and stressed conditions, without incurring unacceptable losses or risking damage to the Company's reputation.

The Company's principal sources of liquidity are cash and cash equivalents and the cash flow that is generated from operations. The Company believes that the cash and cash equivalents is sufficient to meet its current requirements. Accordingly no liquidity risk is perceived.

Exposure to liquidity risk

The table below details the Company's remaining contractual maturity for its non-derivative financial liabilities. The contractual cash flows reflect the undiscounted cash flows of financial liabilities based on the earliest date on which the Company can be required to pay.


Particulars	Carrying value	Contractual cash flows		
		Total	On demand	< 1 Yr > 1 Yr
31 March 2019				
Borrowings	-	-	-	-
Trade and other payables	11.81	11.81	11.81	-
Other financial liabilities	991.29	991.29	991.29	-
Other Current Liabilities	9.47	9.47	9.47	-
	1,012.57	1,012.57	1,012.57	-
31 March 2018				
Borrowings	-	-	-	-
Trade and other payables	15.82	15.82	15.82	-
Other financial liabilities	1,015.90	1,015.90	1,015.90	-
Other Current Liabilities	13.38	13.38	13.38	-
	1,045.10	1,045.10	1,045.10	-
1 April 2017				
Borrowings	-	-	-	-
Trade and other payables	75.43	75.43	75.43	-
Other financial liabilities	416.14	416.14	416.14	-
Other Current Liabilities	9.96	9.96	9.96	-
	501.53	501.53	501.53	-

31 Capital management

The Company's objective is to maintain a strong capital base to ensure sustained growth in business and to maximise the shareholders value. The Capital Management focusses to maintain an optimal structure that balances growth and maximizes shareholder value.

The Company's adjusted net debt to equity ratio is as follows:

Particulars	31 March 2019	31 March 2018	1 April 2017
Total equity (A)	(748.34)	(445.76)	(47.70)
Total borrowings (B)	-	-	-
Total capital (C)= (A) +(B)	(748.34)	(445.76)	(47.70)
Total loans and borrowings as a percentage of total capital (B/C)	0.00%	0.00%	0.00%
Total equity as a percentage of total capital (A/C)	100.00%	100.00%	100.00%



SONAL R. KANODIA
CHARTERED ACCOUNTANTS

NOTES FORMING PART OF FINANCIAL STATEMENTS

1. COMPANY INFORMATION:

Birla Gold and Precious Metals Limited (BGPML) is a public limited company registered under The Companies Act, 1956. The company is service provider and retailer for all kinds of goods and merchandise including precious and semi-precious metals, stones, gold, silver, diamonds, jewelry, bullions and all such other commodities.

2. SIGNIFICANT ACCOUNTING POLICIES

a. Basis of Accounting:

The financial statements of the company have been prepared under historical cost convention on the accrual basis of accounting, are in accordance with the applicable requirements of the Companies Act 2013 and comply in all material aspects with the Indian Accounting Standards (hereinafter referred as to 'Ind AS') as notified by ministry of corporate affairs in pursuant to section 133 of Companies Act, 2013 read with Rule 3 of the Companies (Indian Accounting Standards) Rules, 2015 and Companies (Indian Accounting Standards) Amendment Rules 2017.

The accounting policies have been consistently applied unless otherwise stated. All assets and liabilities have been classified as current or non-current as per the Company's normal operating cycle and other criteria set out in the Division II of Schedule III to the Act 2013. The Company considers 12 months to be its normal operating cycle for the purpose of current or non-current classification of assets and liabilities.


b. Use of Estimates

The preparation of financial statements in conformity with Indian Accounting Standards requires the management to make judgments, estimates and assumptions that affect the reported amounts of revenues, expenses, assets and liabilities and the disclosure of contingent liabilities, at the end of the reporting period. Although these estimates are based on the management's best knowledge of current events and actions, uncertainty about these assumptions and estimates could result in the outcomes requiring a material adjustment to the carrying amounts of assets or liabilities in future periods.

c. Property, Plant & Equipments

Tangible assets

Property, Plant and Equipment is stated at cost, net of accumulated depreciation and accumulated impairment losses, if any. Cost comprises of purchase price inclusive of taxes etc. up to the date the asset is ready for its intended use. Depreciation is provided under written down value method at the rates and in the manner prescribed under Schedule II to the Companies Act, 2013.



SONAL R. KANODIA
CHARTERED ACCOUNTANTS

Intangible assets

Intangible Assets are stated at cost of acquisition net of recoverable taxes less accumulated amortization/depletion and impairment loss, if any. The cost comprises purchase price, borrowing costs, and any cost directly attributable to bringing the asset to its working condition for the intended use and net charges on foreign exchange contracts and adjustments arising from exchange rate variations attributable to the intangible assets.

Depreciation/amortization

Tangible assets

Depreciation on fixed assets is calculated on a written down value method at based on the useful lives estimated by the management, or those prescribed under the Schedule II of the Companies Act, 2013, The company has used the following rates to provide depreciation on its fixed assets.

Particulatrs	Rates of Depreciation
Plant and Equipments	45.07%
Furniture and Fixtures	25.89%
Computers and laptops	63.16%

Intangible assets


Depreciation on fixed assets is calculated on a written down value method at based on the useful lives estimated by the management, or those prescribed under the Schedule II of the Companies Act, 2013, The company has used the following rates to provide depreciation on its fixed assets.

d. Impairment of Non-financial assets

For the purposes of assessing impairment, assets are grouped at the lowest levels for which there are separately identifiable cash flows (cash generating units). As a result, some assets are tested individually for impairment and some are tested at the cash generating unit level. All individual assets or cash generating units are tested for impairment whenever events or changes in circumstances indicate that the carrying amount may not be recoverable.

The carrying amounts of assets are reviewed at each balance sheet date to determine if there is any indication of impairment based on external or internal factors. An impairment loss is recognised wherever the carrying amount of an asset exceeds its recoverable amount which represents the greater of the net selling price of assets and their 'value in use' in credit risk. Rather, it recognises impairment loss allowance based on lifetime ECLs at each reporting date, right from its initial recognition.

For recognition of impairment loss on other financial assets and risk exposure, the Company determines that whether there has been a significant increase in the credit risk since initial recognition. If credit risk has not increased significantly, 12-month ECL is used to provide for impairment loss. However, if credit risk has increased significantly, lifetime ECL is used. If, in a subsequent period, credit quality of the instrument improves such that there is no longer a significant increase in credit risk since initial recognition, then the entity reverts to recognising impairment loss allowance based on 12-month ECL.



SONAL R. KANODIA
CHARTERED ACCOUNTANTS

Life time ECL are the expected credit losses resulting from all possible default events over the expected life of a financial instrument. The 12-month ECL is a portion of the lifetime ECL which results from default events that are possible within 12 months after the reporting date.

ECL is the difference between all contractual cash flows that are due to the Company in accordance with the contract and all the cash flows that the entity expects to receive (i.e., all cash shortfalls), discounted at the original EIR. When estimating the cash flows, an entity is required to consider all contractual terms of the financial instrument (including prepayment, extension, call and similar options) over the expected life of the financial instrument. However, in rare cases when the expected life of the financial instrument cannot be estimated reliably, then the entity is required to use the remaining contractual term of the financial instrument.

ECL impairment loss allowance (or reversal) recognized during the period is recognized as income/ expense in the Statement of profit and loss. This amount is reflected under the head 'other expenses' in the Statement of profit and loss.

For assessing increase in credit risk and impairment loss, the Company combines financial instruments on the basis of shared credit risk characteristics with the objective of facilitating an analysis that is designed to enable significant increases in credit risk to be identified on a timely basis.

e. Impairment of financial assets

In accordance with Ind AS 109, the Company applies expected credit loss (ECL) model for measurement and recognition of impairment loss on risk exposure arising from financial assets like debt instruments measured at amortised cost e.g., trade receivables and deposits.

The Company follows 'simplified approach' for recognition of impairment loss allowance on Trade receivables or contract revenue receivables. The application of simplified approach does not require the Company to track changes Purchase price is assigned using a weighted average basis. Net realizable value is defined as anticipated selling price or anticipated revenue less cost to completion.

f. Revenue Recognition

Company business modal and revenue recognition policies are briefly described as under as per explanation and information given by the management:

The company proposes to present to end customers the flexibility to purchase and accumulate fractional amount of gold, rather than spending large sums of money to purchase it in one go, hence it introduced a physically backed Gold purchase plan named "Cherish Gold Plan-(CGP)" (formerly known as "Birla Gold Savings Plan"). With this plan, the company shall entail the purchase of gold based on the daily averaging methodology through payment in installments, which shall give an opportunity to the general public to buy and accumulate gold. The Gold shall be sold to the customer on an outright basis and daily sales basis.

Customer is free to purchase as much as gold, at any time as he may so desire. The Customer shall purchase the gold with a plan of 11 Months and shall have the option to close the account subject to the pre-maturity charges levied as per the terms and conditions of the plan. The Customer has full access to

A-1403, Infinity Towers, Opposite Ashoka Hospital, Jitender Road, Malad East, Mumbai-400097, E-Mail: sonalrkanodia@gmail.com, Call: 9619300353



SONAL R. KANODIA
CHARTERED ACCOUNTANTS

their account detailing daily gold accumulations, price at which gold is purchased daily, total gold grammage accumulated, money yet remaining to be utilized in gold purchase etc.

The whole plan is only a transaction of purchase and sale of the gold on behalf of the customer. No yield or returns are promised under the plan and the customer has to compulsorily take delivery of the gold accumulated under his/her Account. BGPML purchases gold for every subscription made by the customer via the Daily Averaging Methodology. Hence the company is doing advance purchase of gold and storing the gold with the safe-keeper for delivery at a future date.

So as per the business modal and nature of business plan revenue is recognized on daily basis even though the reasonable risks and rewards incidental to the ownership are not transferred to the customer. Revenue from operations includes sale of goods, services adjusted for discounts net of taxes and goods return.

Dividend income is accounted for on receipt basis.

g. Investments

Investments are classified as current investments and long-term investments as per information and explanation given by the management.

On initial recognition, all investments are measured at cost. The cost comprises purchase price and directly attributable acquisition charges such as brokerage, fees and duties.

Current investments are carried in the financial statements at cost or FMV whichever is lower and Long-term investments are carried at cost. However, provision for diminution in value is not recognizing other than temporary in the value of the investments. On disposal of an investment, the difference between its carrying amount and net disposal proceeds is charged or credited to the statement of profit and loss. Investments transfer to holding company at cost gain or loss on said investment book by holding company.


h. Foreign Currency Transactions

Foreign Currency transactions are recorded at the exchange rate prevailing on the date of the transaction. At the year-end, all monetary assets and liabilities denominated in foreign currency are reinstated at the year-end exchange rates. Any income or expense on account of exchange difference either on settlement or on translation is recognised in the Profit and Loss Statement.

i. Borrowing Costs

Borrowing cost includes interest, amortization of ancillary costs incurred in connection with the arrangement of borrowings and exchange differences arising from foreign currency borrowings to the extent they are regarded as an adjustment to the interest cost.

Borrowing costs directly attributable to the acquisition, construction or production of an asset that necessarily takes a substantial period of time to get ready for its intended use or sale are capitalized as part of the cost of the respective asset. All other borrowing costs are expensed in the period they occur.



SONAL R. KANODIA
CHARTERED ACCOUNTANTS

j. Taxation

Tax expense comprises of current and deferred tax. Current income tax is measured at the amount expected to be paid to the tax authorities in accordance with the Income Tax Act, 1961. Current and deferred tax shall be recognized as income and expenses and included in profit and loss for the period, except to the extent that the tax arises from (a) a transaction or event which is recognized in the same or a different period, outside profit or loss, either in other comprehensive Income or directly in equity or (b) a business combination. Deferred taxes recognized in respect of temporary differences between the carrying amount of assets and liabilities for financial reporting purpose and corresponding amounts used for taxation purpose except to the extent it relates to business combination or to an item which is recognized directly in equity and in other comprehensive Income.

Deferred tax is measured based on the tax rates and the tax laws enacted or substantively enacted at the balance sheet date. Deferred tax assets are recognized only to the extent that it is probable that future taxable profit will be available against which the assets can be utilized. A deferred tax assets shall be recognized for the carry-forward of unused tax losses and unused tax credits to the extent that it is probable that future taxable profit will be available against which the unused tax losses and unused tax credits can be utilized. Deferred tax assets are reviewed at each reporting date and reduced to the extent that it is no longer probable that the related tax benefit will be Realize. . A deferred tax liability is recognized based on the expected manner of realization or settlement of carrying amount of assets and liabilities

Deferred tax assets and deferred tax liabilities are offset, if a legally enforceable right exists to set-off current tax assets against current tax liabilities and the deferred tax assets and deferred taxes relate to the same taxable entity and the same taxation authority.

k. Provisions, Contingent Liabilities and Contingent Assets

Provisions are recognized when there is a present obligation as a result of a past event and it is probable that an outflow of resources embodying economic benefits will be required to settle the obligation and there is a reliable estimate of the amount of obligation.

Contingent liabilities are disclosed when there is a possible obligation arising from past events, the existence of which will be confirmed only by the occurrence of one or more uncertain future events not wholly within the control of the company or a present obligation that arises from past events where it is either not probable that an outflow of resources will be required to settle the obligation or a reliable estimate of the amount cannot be made.


l. Leases

Where the Company is the lessor

Assets given on operating leases are included in fixed assets. Lease income is recognised in the statement of profit and loss on a straight-line basis over the lease term. Costs, including depreciation are recognised as an expense in the statement of profit and loss. Initial direct costs such as legal costs, brokerage costs, etc. are recognised immediately in the statement of profit and loss.

Where the Company is the lessee

Leases where the lesser effectively retains substantially all the risks and benefits of ownership of the leased items, are classified as operating leases. Operating lease payments are recognised as an expense in the statement of profit and loss on a straight-line basis over the lease term.



SONAL R. KANODIA
CHARTERED ACCOUNTANTS

32) Retirement benefits


The Group has a defined benefit gratuity plan. Every employee who has completed five years or more of service gets a gratuity on departure at 15 days salary (last drawn salary) for each completed year of service. The following tables summaries the components of net benefit expense recognized in the statement of profit and loss account and corresponding liability recognized in the balance sheet for the respective plans.

(Amount Rs. in Lacs)

Table 1 : Amounts in Balance Sheet	31-Mar-19
Defined Benefit Obligation (DBO)	4.04
Fair Value of Plan Assets	-
Funded Status - (Surplus)/Deficit	4.04
Unrecognized Past Service Cost / (Credit)	-
Unrecognised Asset due to Limit in Para 59(B)	-
Liability/(Asset) recognised in the Balance Sheet	4.04

Table 2 : Amount Recognised in the Statement of Profit & Loss	31-Mar-19
Current Service Cost	6.50
Interest Cost	0.42
Expected Return on Plan Assets	-
Past Service Cost	-
Net Actuarial Losses/(Gains)	-
(Gain)/Loss due to Settlements/	-
Curtailments/ Acquisitions/ Divestitures	-
Unrecognised Asset due to Limit in Para 59(B)	-
Total Expense/(Income) included in "Employee Benefit Expense"	6.92

Table 3 : Change in Present Value of Benefit Obligation during the Period	31-Mar-19
Defined Benefit Obligation, Beginning of Period	5.40
Current Service Cost	6.50
Interest Cost	0.42
Actual Plan Participants' Contributions	-
Actuarial (Gains)/Losses	(8.28)
Acquisition/Business Combination/Divestiture	-
Actual Benefits Paid	-
Past Service Cost	-



SONAL R. KANODIA
CHARTERED ACCOUNTANTS

Changes in Foreign Currency Exchange Rates	-
Loss / (Gains) on Curtailments	-
Liabilities Extinguished on Settlements	-
Defined Benefit Obligation, End of Period	4.04
Reconciliation of Amounts in Balance Sheet	31-Mar-19
Opening Balance Sheet (Asset)/Liability	5.40
Total Expense/(Income) Recognised in P&L **	6.92
Actual Benefits Paid	-
Total Remeasurements Recognised in Other Comprehensive (Income)/Loss	(8.28)
Acquisition/Business Combination/Divestiture	-
Closing Balance Sheet (Asset)/Liability	4.04

Notes to Accounts

33. The previous year's figures have been reworked, rearranged and reclassified wherever considered necessary. Accordingly, amounts and other disclosures for the preceding year are included as an integral part of the current year financial statements and are to be read in relation to the amounts and other disclosures relating to the current year.


34. All items of receipts and payments, Income & Expenditure wherever details, vouchers, supporting and or any sort of evidences not available are hereby approved confirmed, authenticated and certified by the management.

a. Earnings per share

(Figures in Lacs)

Particulars	March 31, 2019	March 31, 2018
Net profit / (loss) after tax for the year	(302.58)	398.07
Weighted equity shares outstanding as at the year end	10.00	10.00
Nominal value per share (Rs.)	10	10
Earnings per share(Weighted Average)		
- Basic	(31.09)	(39.80)
- Diluted	(31.09)	(39.80)

A-1403, Infinity Towers, Opposite Ashoka Hospital, Jitender Road, Malad East, Mumbai-400097, E-Mail: sonalrkanodia@gmail.com, Call: 9619300353



SONAL R. KANODIA
CHARTERED ACCOUNTANTS

b. Payment to Auditors & Director's Remuneration:

(Rupees in Lacs)

Sr. No.	Particulars	2018-19	2017-18
i)	Remuneration to Director	30.00	10.98
ii)	Payment to Auditors	0.30	0.30

35. Related Party Disclosures

As per Indian accounting standard on Related Party Disclosure (Ind. AS-24) as notified by the Companies (Indian Accounting Standard) Rules, 2015 the names of the related parties of the Company are as follows:

Names of related parties and related party relationship

Related parties where control exists irrespective of whether transactions have occurred or not:

KSS Limited
K Sera Sera Miniplex Limited
Birla Jewels Limited
K Sera Sera Digital Cinema Limited
K Sera Sera Box office Private Limited
Nikita Rattanshi
Yogesh Jagjivandas Salla
Zubin Parvez Garda
Satish Panchariya

(Rupees in Lacs)

Nature of transaction	2018-19	2017-18
A. Transactions during the year		
K Sera Sera Box office Pvt. Ltd (Advertisement income)	NIL	5.00
Advances/ Loan Repayment Paid		
K Sera Sera Digital Cinema Limited	84.37	NIL
K Sera Sera Miniplex Limited	NIL	NIL
KSS Limited	0.17	320.22
Birla Jewels Limited	51.93	485.98
K Sera Sera Box Office Pvt. Ltd.	39.99	NIL
Advances/ Loan Repayment Received		
K Sera Sera Digital Cinema Limited	193.02	NIL

A-1403, Infinity Towers, Opposite Ashoka Hospital, Jitender Road, Malad East, Mumbai-400097, E-Mail: sonalrkanodia@gmail.com, Call: 9619300353



SONAL R. KANODIA
CHARTERED ACCOUNTANTS

KSS Limited	NIL	739.46
Birla Jewels Limited	145.54	62.74
K Sera Sera Miniplex Limited	10.00	NIL
K Sera Sera Box Office Pvt. Ltd.	206.40	NIL
B. Closing Balance		
Short Term Borrowings		
K Sera Sera Digital Cinema Limited	108.65	NIL
K Sera Sera Box Office Pvt. Ltd.	165.61	
Loans and Advances		
Birla Jewels Limited	327.16	423.24
K Sera Sera Miniplex Limited	10.00	NIL
KSS Limited	738.52	738.69
Remuneration to key Managerial Personal		
Nikita Rattanshi	30.00	12.00
Zubin Parvez Garda	5.00	10.80

- a. In the opinion of the Board, Current Assets, Loans and Advances have a value on realisation in the ordinary course of business, at least equal to the amount at which they are stated.
- b. The outstanding balances of Sundry Debtors, Sundry Creditors, and loans & advances are subject of confirmation and reconciliation/ consequential adjustment, if any.
- c. As per the information available with the Company and certified by them, total outstanding due to Small Enterprises as required to be disclosed under the Micro, Small and Medium Enterprises Development Act, 2006 at the end of the year is Rs. Nil (Nil).

FOR Sonal K. Kanodia
Chartered Accountants

CA Sonal K. Kanodia
M. No - 146288

FOR BIRLA GOLD AND PRECIOUS METALS LIMITED

SIDDHATH KUMAR
Director
DIN: 07172894

NIKITA RATTANSHI
Director
DIN: 06628793



Place: Mumbai
Date: 23.05.2019

A-1403, Infinity Towers, Opposite Ashoka Hospital, Jitender Road, Malad East, Mumbai-400097, E-Mail: sonalrkanodia@gmail.com, Call: 9619300353